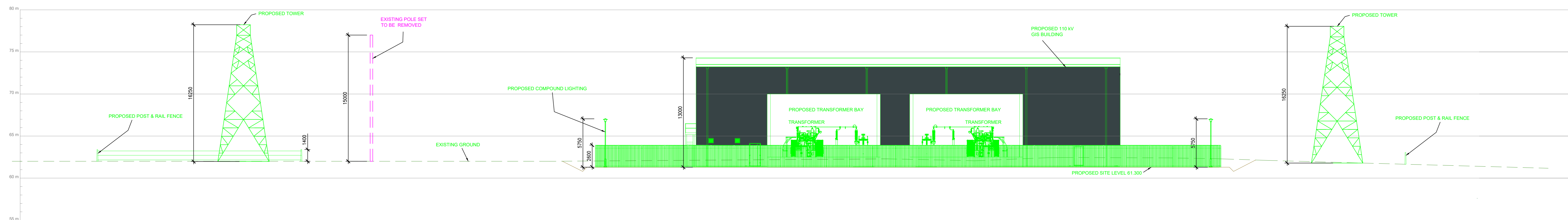
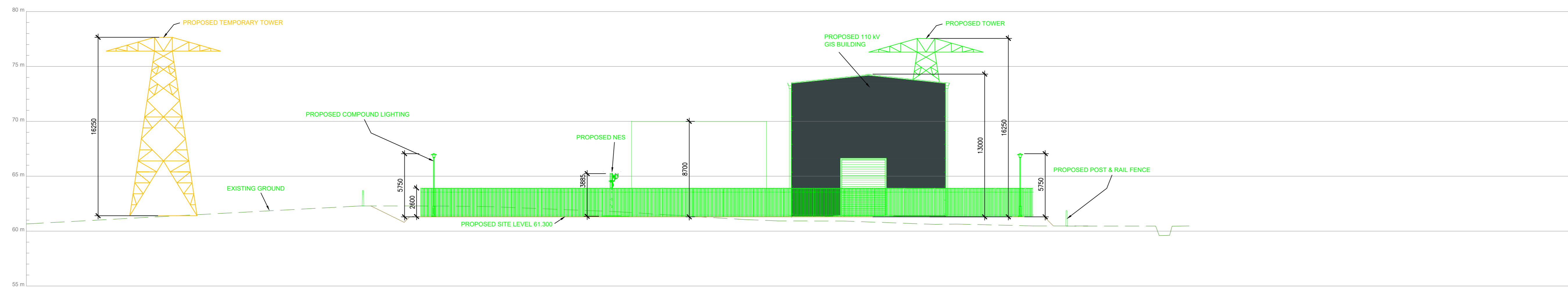


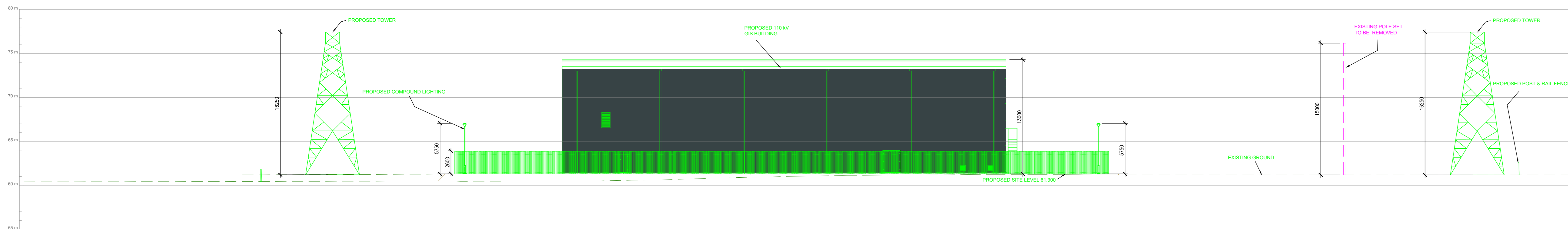
PROPOSED ELEVATION 1
SCALE 1:200



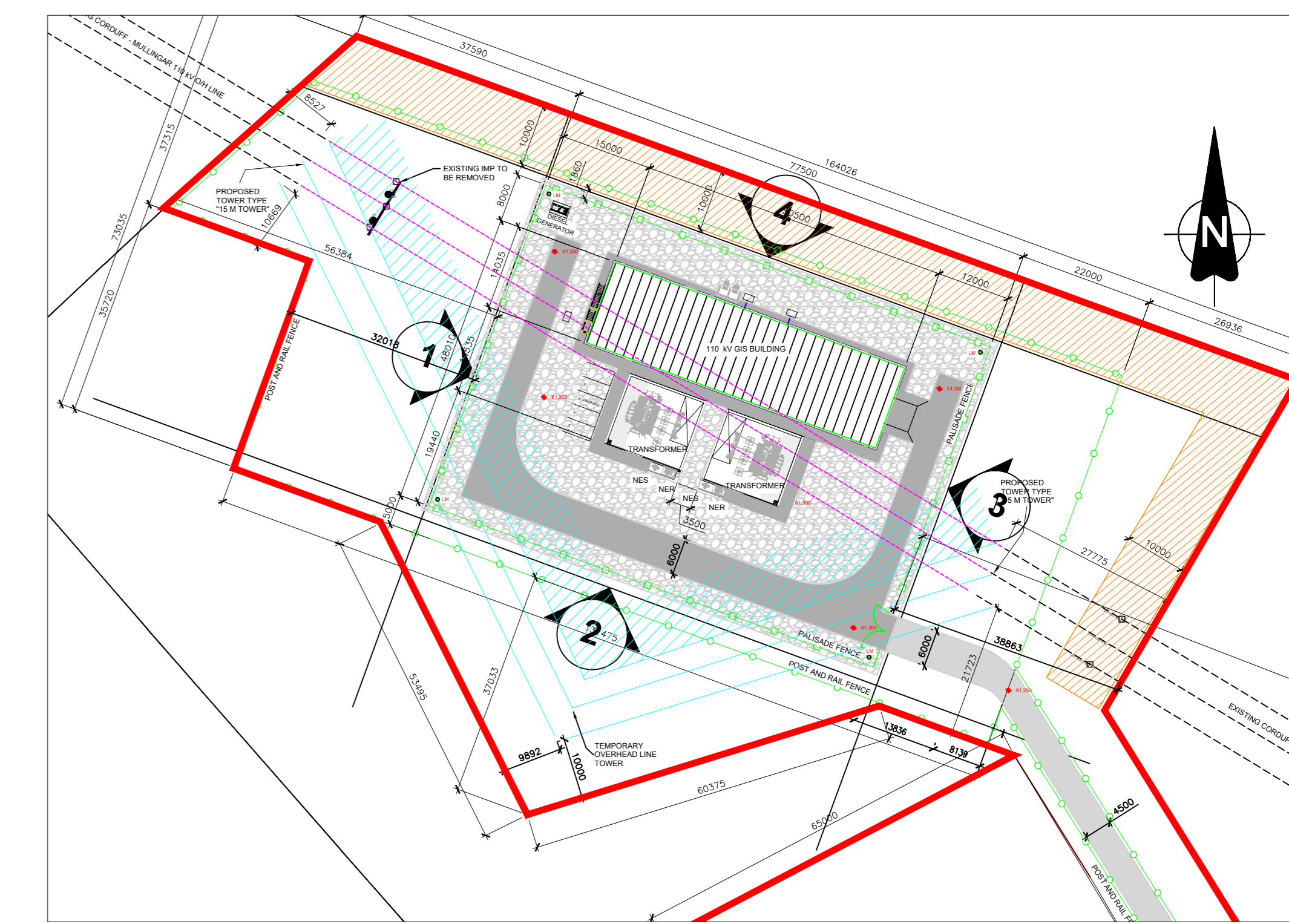
PROPOSED ELEVATION 2
SCALE 1:200



PROPOSED ELEVATION 3
SCALE 1:200



PROPOSED ELEVATION 4
SCALE 1:200



KEY PLAN
SCALE 1:750

- NOTES:**
1. ALL DRAWINGS TO BE READ IN CONJUNCTION WITH THE SPECIFICATIONS AND ALL ENGINEERS AND ARCHITECTS DRAWINGS.
 2. ALL DRAWINGS TO BE PRINTED IN COLOUR.
 3. ALL DIMENSIONS IN mm UNLESS OTHERWISE STATED. NO DIMENSIONS SHALL BE SCALED FROM THE DRAWINGS.
 4. THIS DRAWING IS FOR PLANNING PURPOSES ONLY.
 5. MODULE EXTERNAL COLOUR: RAL 7028 MATT FINISH GREY

LEGEND

PROPOSED WORKS	
TEMPORARY WORKS	
EXISTING GROUND LEVEL	
PROPOSED GROUND LEVEL	
EXISTING TO BE REMOVED	

REFERENCE DRAWINGS:

FOR DETAILS OF THE 110kV BUILDING SEE DRAWING NO. PE492-0282-016-006-000
 FOR DETAILS OF THE TRANSFORMERS SEE DRAWING NO. PE492-0282-016-008-000
 FOR DETAILS OF THE PALISADE FENCE SEE DRAWING NO. PE492-0282-016-010-000
 FOR DETAILS OF THE ENTRANCE GATE SEE DRAWING NO. PE492-0282-016-011-000
 FOR DETAILS OF THE LIGHTING SEE DRAWING NO. PE492-0282-016-012-000
 FOR DETAILS OF THE NES SEE DRAWING NO. PE492-0282-016-015-000
 FOR DETAILS OF THE NSR SEE DRAWING NO. PE492-0282-016-016-000
 FOR DETAILS OF THE TYPE POST & RAIL DETAILS SEE DRAWING NO. PE492-0282-016-017-000
 FOR DETAILS OF THE PROPOSED TOWER TYPE '15 M TOWER' SEE DRAWING NO. FD567-004-025-016-000

1	JULY 05	ISSUED FOR PLANNING							
0	JULY 05	ISSUED FOR REVIEW							
REV	DATE	REVISION DESCRIPTION	DRN	PROJ	VER	VER2	APP	APP	APP
COPYRIGHT © ESB ALL RIGHTS RESERVED. NO PART OF THIS INFORMATION MAY BE REPRODUCED OR COPIED IN ANY FORM OR BY ANY MEANS - GRAPHIC, ELECTRONIC OR MECHANICAL, INCLUDING PHOTOCOPYING, RECORDING, TAPING OR USED FOR ANY PURPOSE OTHER THAN ITS DESIGNATED PURPOSE WITHOUT THE WRITTEN PERMISSION OF ESB.									
PURPOSE OF ISSUE: <input type="checkbox"/> PRELIMINARY UNLESS INDICATED CLIENT APPROVAL: <input type="checkbox"/> PLANNING <input checked="" type="checkbox"/> TENDER <input type="checkbox"/> CONSTRUCTION <input type="checkbox"/> AS BUILT <input type="checkbox"/>									
CLIENT: ESB NETWORKS									
PROJECT: FOSTERSTOWN 110kV SUBSTATION									
CONTRACT: I_TM0342B									
DRAWING TITLE: FOSTERSTOWN 110kV SUBSTATION SITE ELEVATIONS PLANNING									
PRODUCTION UNIT: Transmission and Distribution Delivery									
Engineering and Major Projects, One Dublin Airport Central, Dublin Airport, Cloughrue, Co. Dublin, IRELAND Tel: +353 (0)1 703 8000 Web: www.esb.ie Engineering and Major Projects is a division of ESB.									
DRAWN	PRODUCED	VERIFIED 1	VERIFIED 2	APPROVED	APPROVAL DATE				
J. Byrne	S. Conroy	J. Conroy	J. Conroy	J. Conroy	24/07/2025				
CLIENT REF	NO. OF SHEETS	SIZE	SCALE	AS SHOWN					
TC202706	1	A0	AS SHOWN						
DRAWING NUMBER: PE492-D282-016-009-001									